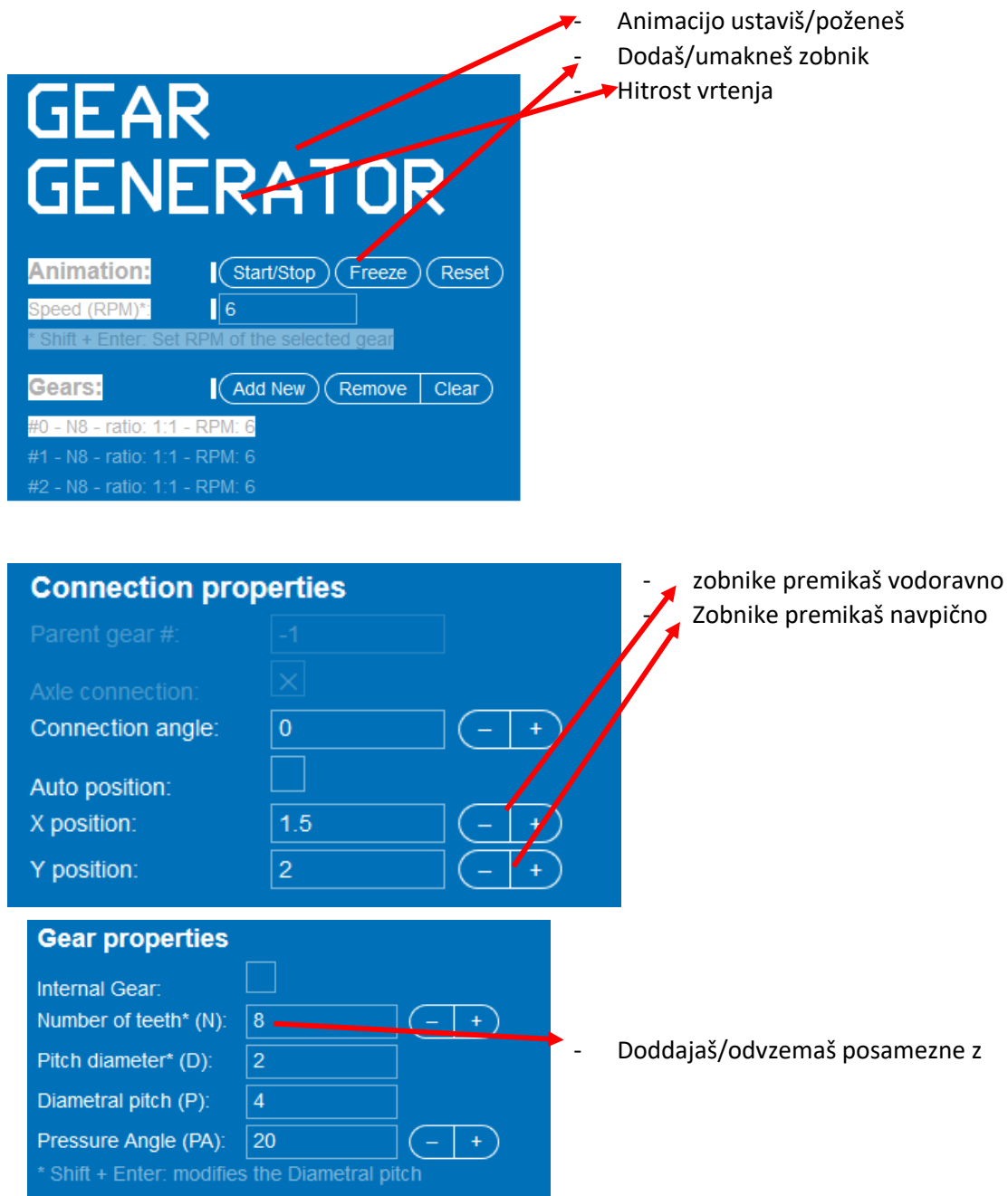


SESTAVLJANJE ZOBNIŠKIH GONIL

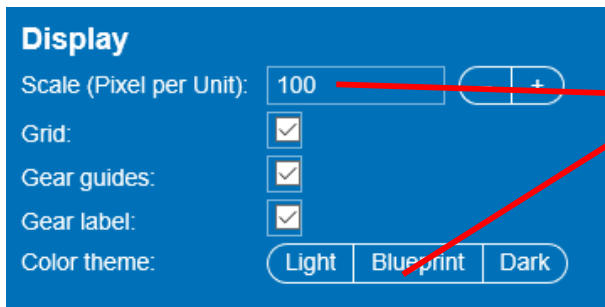
S pomočjo interaktivne animacije na spletni strani <http://geargenerator.com> lahko:

- Sestavljaš zobniška gonila
- Ugotavljaš in izračunaš **prestavna razmerja**.
- Ugotavljaš, kako se gibanje prenaša in kako se ob tem zmanjšuje, povečuje ali **spremenja smer** gibanja
- Interaktivno animacijo <http://geargenerator.com> poženeš s tipko ctrl + klik
- Ob spodnjih slikah so osnovna navodila za sestavljanje animacij.
- Pozorno sledi rdeči puščici za posamezne nastavitve.
- Pri preizkušanju bodi vztrajen in sledi navodilom.



The image shows three screenshots of the Gear Generator website interface with red arrows pointing to specific controls and their functions:

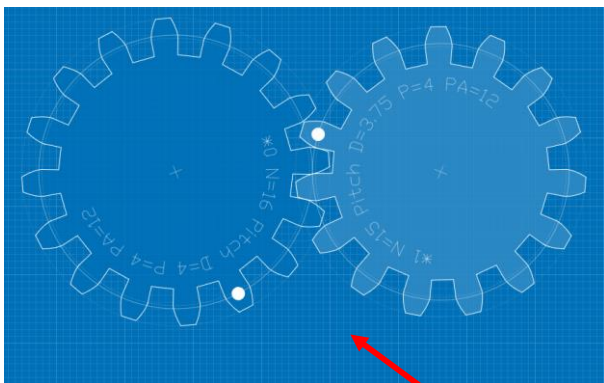
- Animation panel:** Contains buttons for 'Start/Stop', 'Freeze', and 'Reset'. An annotation points to the 'Start/Stop' button with the text 'Animacijo ustaviš/poženeš'. Below these buttons is a 'Speed (RPM):' input field with the value '6'. An annotation points to this field with the text 'Hitrost vrtenja'. A tooltip below the field reads '* Shift + Enter: Set RPM of the selected gear'.
- Gears panel:** Contains buttons for 'Add New', 'Remove', and 'Clear'. Below these are three gear entries: '#0 - N8 - ratio: 1:1 - RPM: 6', '#1 - N8 - ratio: 1:1 - RPM: 6', and '#2 - N8 - ratio: 1:1 - RPM: 6'. An annotation points to the 'Add New' button with the text 'Dodaš/umakneš zobnik'.
- Connection properties panel:** Contains input fields for 'Parent gear #' (value: -1), 'Axle connection' (checkbox), 'Connection angle' (value: 0), 'Auto position' (checkbox), 'X position' (value: 1.5), and 'Y position' (value: 2). Each position field has '+' and '-' buttons. An annotation points to the '+' button for 'X position' with the text 'zobnike premikaš vodoravno'. Another annotation points to the '+' button for 'Y position' with the text 'Zobnike premikaš navpično'.
- Gear properties panel:** Contains a checkbox for 'Internal Gear', an input field for 'Number of teeth* (N)' (value: 8), an input field for 'Pitch diameter* (D)' (value: 2), an input field for 'Diametral pitch (P)' (value: 4), and an input field for 'Pressure Angle (PA)' (value: 20). Each of the last three input fields has '+' and '-' buttons. An annotation points to the '+' button for 'Number of teeth' with the text 'Dodajaš/odvzemaš posamezne z'.



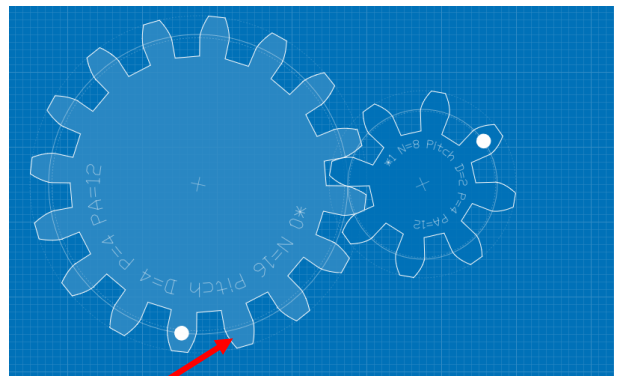
- Sliko povečaš/ zmanjšaš
- Spreminjaš barvo ozadja

NALOGA: (Ob opazovanju prenosa spremljaj belo točko na zobniku)

1. a) prestavno razmerje: **1 : 1**

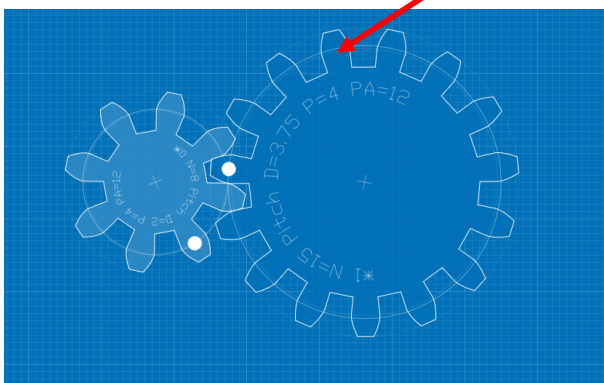


b) prestavno razmerje: **1 : 2**

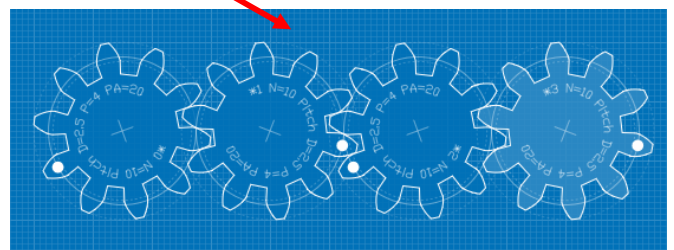


Sestavi

c) prestavno razmerje: **2 : 1**



č) kombinacija



2. S pomočjo aplikacije Gear Generator sestavi zobniško gonilo:

- s katerim bi ohranil smer vrtenja,
- a za štirikrat zmanjšal hitrost vrtenja.

Za povratno informacijo je dovolj, da na lenart.barat@guest.arnes.si pošljete sliko druge naloge

